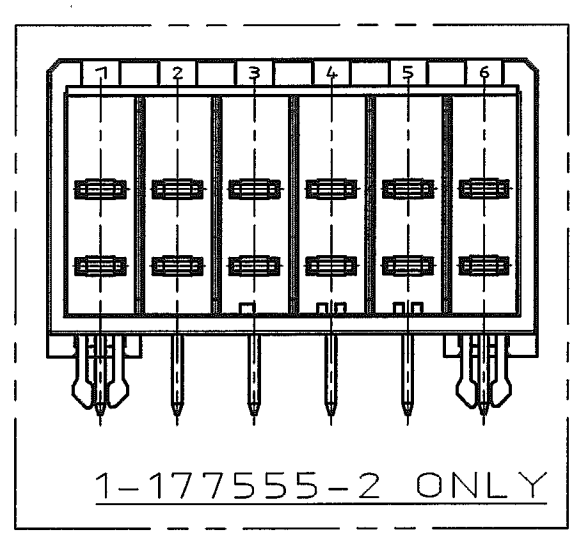
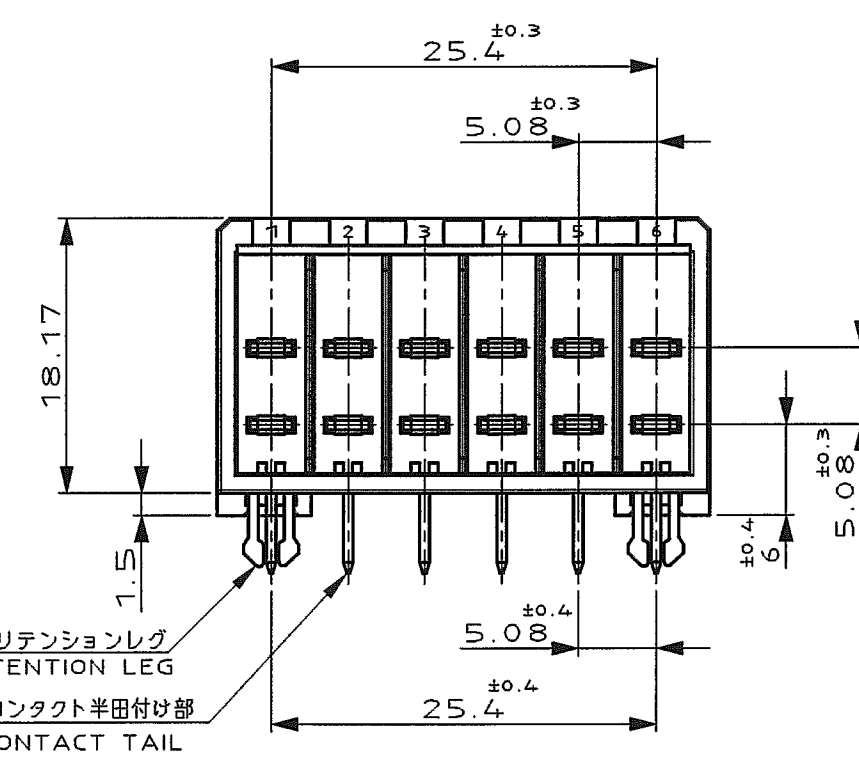
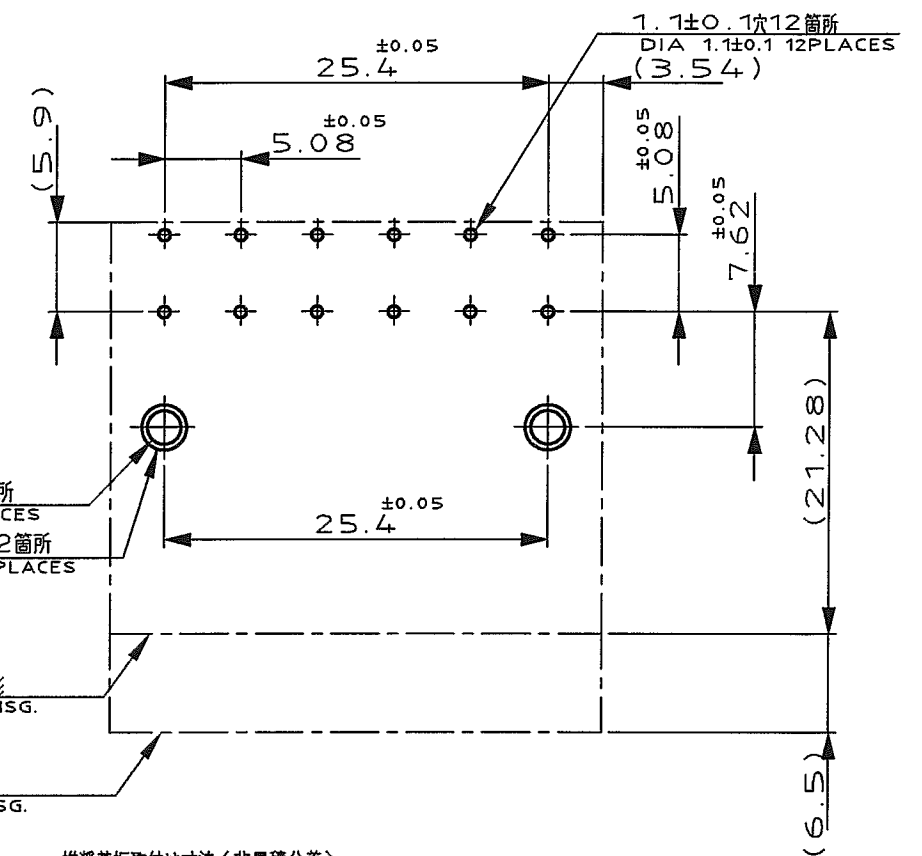
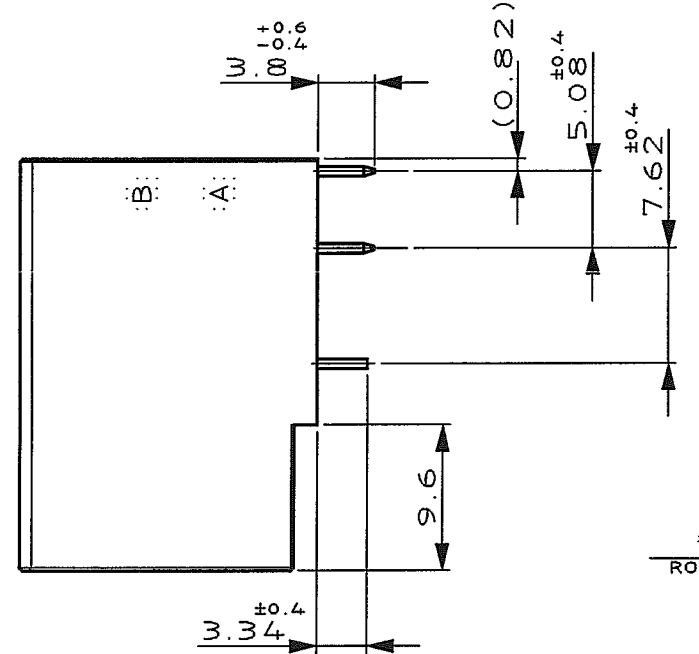
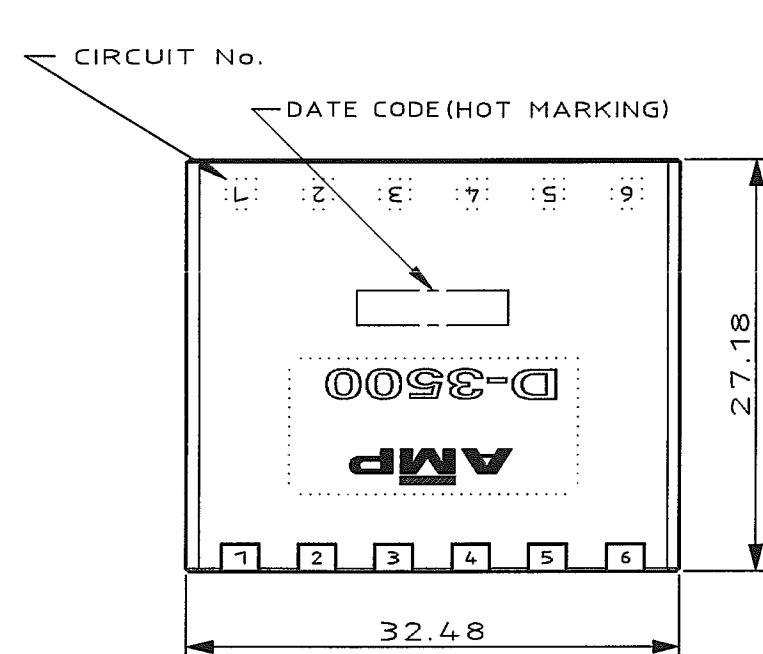


NUMBER 177555
METRIC
三線(3rd ANGLE PROJECTION)



- 注記
- 1 材料;熱可塑性ポリエステル樹脂(ガラス入り)
色;黒
 - 2 製品規格;108-5349
 - 3 製品認定報告書;501-5013
 - △ 接触部仕上;ニッケル下地0.38μMIN.金メッキ
 - △ 接触部仕上;ニッケル下地0.76μMIN.金メッキ
 - △ 接触部仕上;ニッケル下地2.0 μMIN.スズメッキ
 - △ レグおよび脚部仕上;ニッケル下地半田メッキ
 - △ レグおよび脚部仕上;ニッケル下地スズメッキ

推奨基板取付け寸法(非累積公差)
RECOMMEND PC BOARD HOLE (NOT ACCUMULATE TOLERANCE)
PC BOARD THICKNESS;1.6±0.1
基板厚;1.6±0.1

- NOTES
- 1 MATERIAL;GLASS FIELD THERMO PLASTIC,POLYESTER.
COLOR;BLACK
 - 2 PRODUCT SPEC;108-5349
 - 3 QUALIFICATION TEST REPORT;501-5013
 - △ FINISH(CONTACT AREA);0.38μMIN. GOLD PLT. OVER NICKL.
 - △ FINISH(CONTACT AREA);0.76μMIN. GOLD PLT. OVER NICKL.
 - △ FINISH(CONTACT);2.0 μMIN. TIN PLT. OVER NICKEL.
 - △ FINISH(RETENTION LEG AND CONTACT TAIL);TIN LEAD PLT. OVER NICKEL.
 - △ FINISH(RETENTION LEG AND CONTACT TAIL);TIN PLT. OVER NICKEL.

△ 8	△ 6		-5
△ 8	△ 5		-3
△ 8	△ 4	177555-2	
△ 8	△ 4	1-177555-2	
FINISH		型番 PART NUMBER	

Copyright ©1992 年 タイコ・エレクトロニクス・アンプ株式会社		Copyright ©1992 Tyco Electronics AMP K.K. ALL RIGHTS RESERVED.		tyco Electronics		Tyco Electronics AMP K.K. Kawasaki, Japan		
D	REVISED(FJD0-0039-03)	TS	SM	4/2 16.3	適合電線断面積(WIRE RANGE)	被覆外径(INSULATION DIA.)	名称(NAME)	
C	REVISED(FJD0-0114-03)	TS	SM	25.APR '03	mm ² (AWG -)	mmφ	DYNAMIC(D-3500) 12 POS. HDR. ASS'Y	
B	REVISED(FJ00-2501-02)	TS	SM	5.DEC '02	材料(MATERIAL) (SEE NOTE)	社社(FINISH)		
A	RELEASED(FJ00-4592-96)	KI	YI	8.MAY '96	注記参照		一般公差 (GENERAL TOLERANCE)	
O	RELEASED(J-1287)	TY	SM	7/7/'92	DR. 7/7/'92 T-YONEBAYASHI	DE. 7/7/'92 T-YONEBAYASHI	10mmF ±0.2 10mmE 30mmF ±0.25 30mmE 100mmF ±0.3 角 度 ±3'	
LTR	変更 (REVISION RECORD)	DR	CHK	DATE	CHK. 6/AUG/'92 S.MANABE	APP. 6/AUG/'92 S.MANABE	尺貫(SCALE) 1-2	
							LOC J	番号(No.) C-177555
							REV. D	SHEET 1 OF 1

単位: ㎜ DIMENSIONS IN MM. DO NOT SCALE PRINT

PRINT DIST

AMP-J
REV.10/'83

(CUSTOMER DRAWING) 顧客用図面